
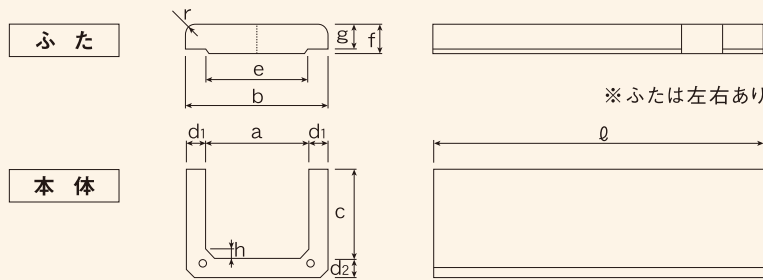
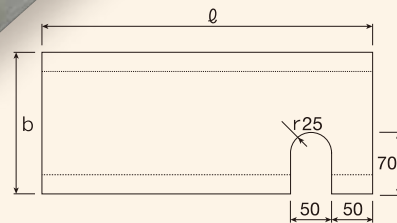


インピーダンスボンド台枠用 特殊トラフ・特殊分岐トラフ

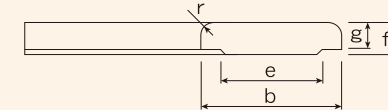
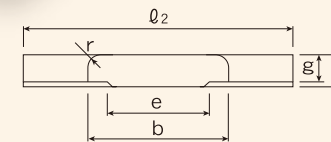
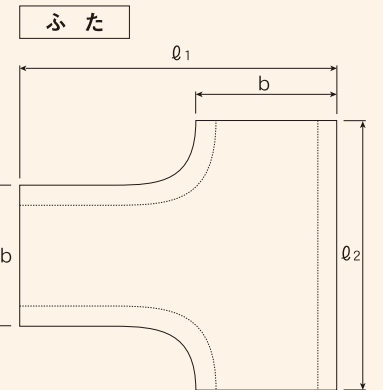
軽量ケーブルトラフ



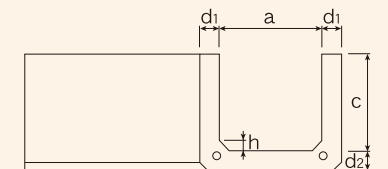
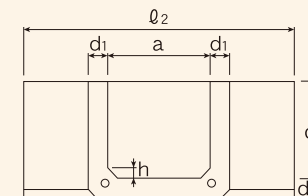
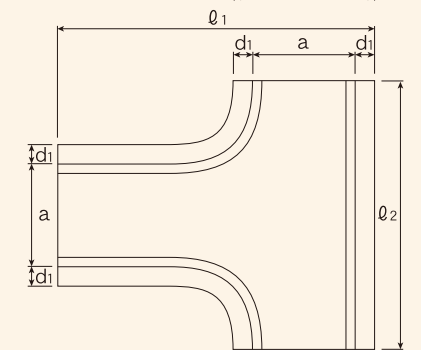
特殊トラフ



特殊分岐トラフ



本体



■ 寸法表

呼び名	寸法 (mm)										参考重量 (kg)						
	a	b	c	d1	d2	e	f	g	h	l	l1	l2	r	本体	ふた	組	
K100	特殊	100	140	107	20	23	95	30	21	15	390	-	-	15	7.5	3.5	11
	特殊分岐	100	140	107	20	23	95	30	21	15	-	320	250	15	7.5	3.5	11